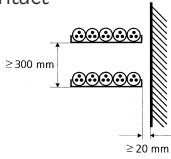
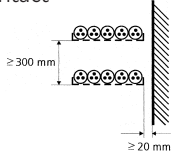
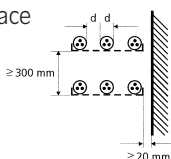

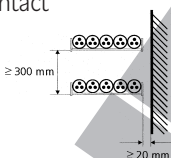
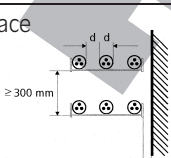


# Current ratings – Conversion factors

## for grouping of multicore cables or cables on troughs and trays

Number of multicore cables			1	2	3	4	6	9
Installation method		Number of troughs or trays	Conversion factors					
Non-perforated cable troughs	with contact 	1	0,97	0,84	0,78	0,75	0,71	0,68
		2	0,97	0,83	0,76	0,72	0,68	0,63
		3	0,97	0,82	0,75	0,71	0,66	0,61
		6	0,97	0,81	0,73	0,69	0,63	0,58
Perforated cable troughs	with contact 	1	1,00	0,88	0,82	0,79	0,76	0,73
		2	1,00	0,87	0,80	0,77	0,73	0,68
		3	1,00	0,86	0,79	0,76	0,71	0,66
		6	1,00	0,84	0,77	0,73	0,68	0,64
	with space 	1	1,00	1,00	0,98	0,95	0,91	–
		2	1,00	0,99	0,96	0,92	0,87	–
		3	1,00	0,98	0,95	0,91	0,85	–
	with contact 	1	1,00	0,88	0,82	0,78	0,73	0,72
		2	1,00	0,88	0,81	0,76	0,71	0,70
		1	1,00	0,91	0,89	0,88	0,87	–
		2	1,00	0,91	0,88	0,87	0,85	–
	Cable trays	with contact 	1	1,00	0,87	0,82	0,80	0,79
2			1,00	0,86	0,81	0,78	0,76	0,73
3			1,00	0,85	0,79	0,76	0,73	0,70
6			1,00	0,83	0,76	0,73	0,69	0,66
with space 		1	1,00	1,00	1,00	1,00	1,00	–
		2	1,00	0,99	0,98	0,97	0,96	–
		3	1,00	0,98	0,97	0,96	0,93	–

**Note:**

The conversion factor are used for cables of one layer grouping arrangement. These are not valid when the cables are installed with contact one upon another or the given spaces between the cable troughs or cable trays can not meet. In such cases the conversion factor can be reduced.